

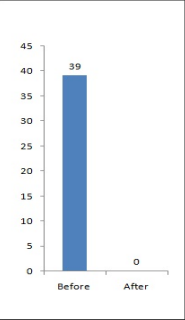
	Equipment :	fittment	Loss Type :	Defect Loss							<b>KAIZEN IDEA SHEET</b>  Kaizen ID : 2947						
	Department :	silencer	Result :	N	P	Q	C	D	S	M							
	Cell :	PD Silencer	Type :														
Unit Name : 100428 - BADVE AUTOCOMPS PVT LTD, Pune			Operation : fittment														
Kaizen Theme: To prevent field complaint of rattling noise in silencer			Idea : No press fitted joint														
Problem / Present Status		Counter Measure			Benchmark :		39 nos										
Tail pipe & separator hitting noise in running condition after use of silencer (39nos)		Separator design changed and provided MIG welding at joint to avoid joint getting loose in vehicle running condition			Target :		Zero										
					Start :		24/08/2016		Finished :		29/08/2016						
					Note :												
					Team Members :												
					1. v.b.dhole		2. y.b.mainkar										
					3.		4.										
5.		6.															
					Benefits												
					C		COPQ is reduced by 20% Percent 20.00										
Why Why Analysis :		Result :			Kaizen Sustenance :												
W1 : Why Tail pipe & separator hitting noise in running condition after use of silencer (39nos) ? A1 : Rattling noise  W2 : Why Rattling noise ? A2 : Tail pipe hits with separator during running condition W3 : Why Tail pipe hits with separator during running condition ? A3 : Tail pipe and separator joint loose after use W4 : Why Tail pipe and separator joint loose after use ? A4 : Tail pipe and separator joint is press fitted		warranty complaint zero  			What To Do : Point added in daily process audit and PM  How To Do : Point added in daily process audit and PM  Frequency : Daily  Cost Incurred For Making Kaizen : <table border="1"> <tr> <td>Material Cost</td> <td>Labour Cost</td> <td>Total</td> </tr> <tr> <td>0.00</td> <td>0.00</td> <td>0.00</td> </tr> </table>							Material Cost	Labour Cost	Total	0.00	0.00	0.00
Material Cost	Labour Cost	Total															
0.00	0.00	0.00															
Root Cause Tail pipe and separator joint is press fitted					Scope & Plan For Horizontal Deployment : <table border="1"> <tr> <td>Equipmnet</td> <td>Target</td> <td>Status</td> </tr> <tr> <td></td> <td>12/10/2016</td> <td>PROCESS</td> </tr> </table>							Equipmnet	Target	Status		12/10/2016	PROCESS
Equipmnet	Target				Status												
	12/10/2016				PROCESS												
Date : 22/10/2016																	
Registered By : Mr. D M Sonawane																	
Manager's Sign : Mr. Arun Gawali																	
----- Bajaj Auto Ltd. (Fabrication) -----																	